

Seat shall be Comfort™ Seats

**Model Number C023WD Round
C024WD Elongated**

Consumer Package Model # C3B4R3/C3B4E3

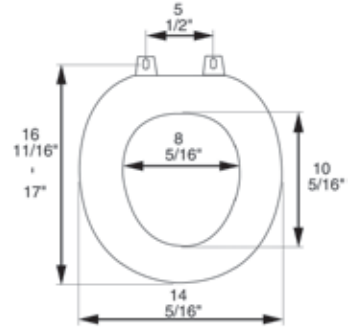


Premium QuicKlean™ Molded Wood Seat
Closed Front with Cover

Category
RESIDENTIAL

Features

- Durable Molded Wood
- Multi-coat high gloss enamel paint
- UV paint color protection
- QuicKlean™ adjustable hinge with steel pintel
- Color matching hinge and bumpers
- Steel pintel hinges
- Four bumpers on ring for stability
- Non-skid rubberized pads
- Corrosion resistant stainless steel screws
- Corrosion proof POM nuts and bolts
- QuicKlean™ hinge allows the seat to be easily removed and replaced for ease of cleaning.



Seat Color/Finish

Specify white, bone, biscuit, cotton white

Hinge Color/Finish

Specify white, bone, biscuit, cotton white

Product Specifications

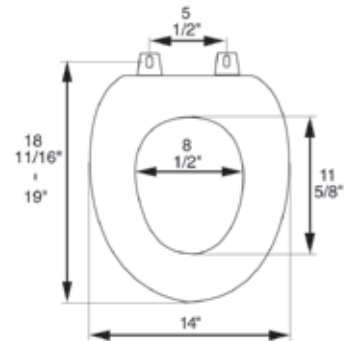
Hinge Design: Extra heavy duty plastic hinge with stainless steel screws and pintels

Ring Thickness: 7/8"

Ring Thickness with Bumper: 1 1/8"

Height of Seat with Cover: 2 1/4"

Size: ANSI Standard Toilet



Additional Information


Comfort™ Seats molded wood utilizes the finest paint to seal and beautify the molded wood core with deep lustrous color and rock hard enamel durability.



To remove seat, flip open QuicKlean™ hinge cover.



Gently slide away from hinge for easy cleaning.



Adjust seat to select any of the 3 bolt hole positions.